

Mid Summer Garden

Well I don't think I can ever get caught up in the backyard these days! My gardens have become so large that I'm constantly cultivating the soil! It seems as if just as I've finished one thing, another bed needs redone!

It has been a very successful tomato season for us even though many farmers have said the complete opposite due to all of the rain! Plenty of heirloom tomatoes here! At this time I have planted about 102 in my small space. The reason for that is a greenhouse lesson learned. In the years prior I seed started in the house where the environment wasn't ideal for sprouting. Davin was able to finish the greenhouse coop last fall and I was able to start my favorite varieties successfully for the first time. I put 3 seeds in each pod, and guess what, they all came up! So, I was able to sell a few at the farmer's market, and donated about 40 to a few local families. Lesson learned! We will be expanding our greenhouse coop into a full greenhouse with aquaponics in one section and a chicken care station below, in addition to our seed starting stations. That will be our next big project after Davin remodels the new coop again. I swear, how many times can you rebuild something until you are satisfied with the end result?

Our chickens are 20 weeks old on Wednesday! One of our Campines has been laying for almost 2 weeks straight now but none of the other ladies have begun yet. The campine eggs are tiny, a little smaller than a guinea egg actually. The new flock is having a hard time adjusting to the heat I think because we had so much

rain in the spring that it was actually pretty cool for much longer than it usually is. Since it's dried up for the past month or so it's been pretty hot and they are struggling, even though it hasn't reached 100 degrees yet. Luckily we have multiple fans in both the new coop and the old coop so all of our hens are getting some relief. It does help them to lay in the summer if they have places to cool off. We have multiple locations for water and I like to give them refreshing frozen or chilled afternoon fruit treats.


We also have ten different breeds, within the 20 birds we own. Four of them are 16 months old and three of them are consistently laying. The Ameraucana hasn't been laying eggs but has a deformed dorsal, which I've read is how some of the original Arcaunas were shaped. She did have some very soft shelled eggs and I'm not sure if she will lay again or not. So right now she's helping to control the bad bug population, and fertilization. She is one of the original ten pullets that we bought 8-10 weeks old and lost 60% for different reasons. Davin calls her Corky. For anyone considering raising chickens, get them as chicks, not as older pullets. They'll have a much better chance of survival and be much healthier if they grow up in the same environment.

Here are a few pictures to show you what's new at our market garden-backyard homestead and some of the things we've done this spring and summer!



A few plants that
we got from
Sunshine
Community Gardens
annual spring
plant sale, 2015

Seed starts in
the greenhouse



Davin's favorite.



Adjusting the new
system.



Drip system runs
off of rainwater
and is very
efficient.



Drinking
harvested
rainwater, packed
full of
electrolytes!

Another compost
pile located in
Sustainable
Garden Bed




New grape bed and
added garage sale
decor to the gate



French Heirloom
Creme de lite
Carrot




Walking onion



Yes, early
bonding. They
like to jump on
my head!



Table grapes from
Stark bro's.



Herb garden in
the spring 2015



Citrus and
succulents



New coop




Just a little wet
from the rain



Grew buckwheat to
build the soil
with nitrogen, as
a beneficial
insect promoter,
and for chicken
scratch



Compost for the
chickens to
scratch in







Everbearing
raspberries



1015, Red, White,
Texas Sweet
Onions, were
harvested early
because of all of
the rain and
flooding.



Silver Campine,
Leghorn, Heritage
Breed Hens



This was our
broody Australorp
hen this spring!
We got her back
on track after a
couple of weeks!



Buff Orpington,
Ameraucana, J






Brabanter
Heritage Breed
Hen




Norwegian
Jaerhons,
Heritage Breed
Hens




Mic relaxing




rattlesnake that
I went face to
face in while
cultivating the
corn bed



sunflower



late spring/early
summer harvest



Some of the first
harvests in the
spring.



Heirloom Garlic



Giant Zinnia



A peek in the new coop




Garden in June



crimson
watermelon that
came up on its
own free will




For some reason
we have two
banana spiders
hanging above our
nesting boxes on
both coops. I'm
ok with that too!
They are well
fed!



Melissa, fennel,
raspberries,
roses, cana, and
an old log that
we turned into
garden art in the
herb garden



Cinnamon basil



Pink lemonade
blueberries

