



Tool Dart Bar



This Tool Dart Bar was built by Davin on our Urban Homestead. We used re-purposed fence posts from our yard and old tin roofing we salvaged in a field. Davin used 2-6"x8' Rough Cedar Posts(\$6 Each). He cemented the posts in with one bag of quick krete each. Kristin helped screw in the posts. We added a bottle opener, hook for a hummingbird feeder and a hose hanger. We also added rope lighting for ambiance and practicality. We plan to add an adjustable bar to set food and beverages on to the Dart Board Side.



Digging the



holes for
where the
bar will be.



Securing the
frame during
cementing
process.




Framing the
Dart Bar.




Cedar posts
from a local
mill.




We added
black tarp
to prevent
unwanted
critters
from
building
nests inside
of the
frame.



Davin in the
sun.



Davin adding
the steel
roofing we
found.



A spigot
will be
attached to
this side to
assist with
irrigating
the pergola
garden bed.



Are covered
tool wall.



Final
touches



Repurposed
fence posts,
and reused
dart board
we found for
\$8 at
antique
store in
Taylor, Tx.