

# Sustainable Garden Bed



Sheet mulching  
36' x 24'



Recycled  
packaging  
materials and  
boxes.



We made one layer  
of cardboard over  
the entire plot



We sprinkled the  
boxes with water  
as we applied the  
cardboard



Spraying boxes  
with water to  
make sure that  
they are evenly  
wet.



We added a layer  
of straw next  
over the entire  
bed.



We watered the straw after we laid it.



The chickens are checking out our project and probably wish they could scratch in it!




We added one yard of free mulch next. As well as 1 yard of loam.



We tried to evenly apply the mulch throughout the bed.



We planted organic red hard wheat in January. This was our first crop to build nitrogen and establish vegetation before the spring garden.



Planting 3 varieties of garlic in the

## Pergola garden bed



Measuring the spacing between plantings.



Polish, Music, and an Organic Italian Heirloom Garlic were planted.



A little closer up.



We also landscaped around the large sustainable bed for the chickens and wildlife.



Chicken scratch bed where we transplanted native plants. Hybrid poplars planted in 2012 are shown as well.

## Rafe and chickens



Angle from the back corner near the new coop.



Pergola garden bed will be removed to expand sustainable bed in fall 2015.



I thought this needed more character and so I added the 1968 Ford F250 grill that we had lying around.



Gorgeous garlic!  
A few varieties of onions too!



This is a picture after only a few loads were dumped.




Then Kristin hauled in 34 wheelbarrow loads, (4 yards) of mushroom compost mixed with rich chocolate loam (sand and dirt).



Kristin added drip irrigation. for the new mounds that have 10 inch paths and are 30" wide each. There are currently seven next to the Pergola bed.



Onions and garlic!



Oh how lovely are these walking onions!



Tomatoes, peppers, beans, okra, corn, chard, beets, radishes, and herbs.




We have received so much rain that the soil amendments have separated.



A better angle with progress!



Not quite ready yet. We are growing bio-intensively and have our tomatoes 18" apart. With weekly trimming of all the unnecessary foliage our plants produce well.



Dill, mild peppers, okra, beans, corn, basil



I've been growing Zinnias here since we bought our home in 2009. They are one of my favorite




July 11, 2015, I recently added more tomatoes.



I've already harvested a few ears of corn!

flowers that do  
exceptionally  
well in Central  
Texas! I grow the  
from seed and  
never know what  
colors I'm going  
to end up with!



July 11, 2015