



# Tool Dart Bar



This Tool Dart Bar was built by Davin on our Urban Homestead. We used re-purposed fence posts from our yard and old tin roofing we salvaged in a field. Davin used 2-6"x8' Rough Cedar Posts(\$6 Each). He cemented the posts in with one bag of quick krete each. Kristin helped screw in the posts. We added a bottle opener, hook for a hummingbird feeder and a hose hanger. We also added rope lighting for ambiance and practicality. We plan to add an adjustable bar to set food and beverages on to the Dart Board Side.



Digging the



holes for  
where the  
bar will be.



Securing the  
frame during  
cementing  
process.




Framing the  
Dart Bar.




Cedar posts  
from a local  
mill.




We added  
black tarp  
to prevent  
unwanted  
critters  
from  
building  
nests inside  
of the  
frame.



Davin in the  
sun.



Davin adding  
the steel  
roofing we  
found.



A spigot  
will be  
attached to  
this side to  
assist with  
irrigating  
the pergola  
garden bed.



Are covered  
tool wall.



Final  
touches



Repurposed  
fence posts,  
and reused  
dart board  
we found for  
\$8 at  
antique  
store in  
Taylor, Tx.