



# Chick Brooder



The only rooster we have



Ideal Poultry is where we bought 16 heritage breeds chicks from!



Day 1



Just a few hours old




4 ft x 3 ft brooder box that Davin made.



First night. Newspaper is too slick for chicks. Use papertowels instead to prevent splayed



Papertowels allow the chicks to walk and not slip.



Learning how to drink water




Eating organic chick feed from Coyote Creek



Oh so cute!

leg.



Sturdy  
enough  
for cats  
to jump  
on




Untreated  
plywood  
and a  
250 watt  
red heat  
lamp was  
hung  
very  
high to  
keep the  
temperat  
ures  
appropri  
ate.  
Locks  
with a  
carabine  
r



Closed  
brooder  
with  
access  
to  
morning  
sunlight  
, in  
dining  
room.



First  
week  
before  
we



changed  
cloth to  
screen.



What's  
up?



A 2  
quart  
mason  
jar  
holds  
the  
perfect  
amount  
of  
rainwater!  
r!



Drip  
nozzle  
system  
uses  
rainwater  
r from  
our  
outdoor  
collecti  
on bins.



We added  
pine  
shavings  
, and  
sand  
after  
the  
first  
week.



Easy to  
clean  
and  
open.